


Q1 2026

**Investor
Presentation**



Alarko Holding Overview



Energy

Service In All
Areas of Energy
Sector



Tourism

Strong Brand
&
Quality In Service



Industry
&
Trade

Sector Leading
Services With
Perfectionist
Approach



Land
Development

Experience
&
Prestigious



Construction
&
Production

Quality In Service
&
Production



Agriculture

Healthy
&
Sustainable
Agriculture



Investment

Adding Value To
The
Entire Ecosystem

Powerful and Reputable Holding Rising Worldwide

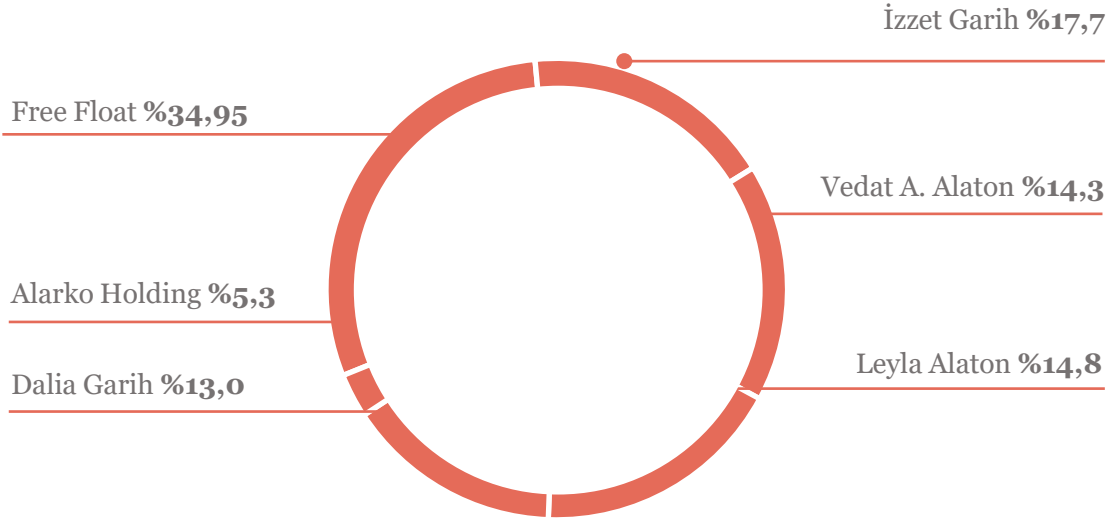
- Founded in 1954 by İshak Alaton and Üzeyir Garih
- One of the pioneers in the stock exchange listed since 1974
- Leading industrial experience with 70 years
- 7 different fields of activity
 - Energy
 - Construction
 - Land Development
 - Industry & Trade
 - Tourism
 - Investment
 - Agriculture



Alarko Holding

Listed Companies	Free Float	Market Cap* (in TL mn)*	Last 3 Month Avg Volume (in TL mn)*
Alarko	%34.95	41.178	892
Alarko Carrier	%15,9	9.091	33
Alarko GYO	%48,8	8.622	187

*31.03.2026 itibarıyla



Current Operations



Power Production & Distribution

Altek (%100) Alcen (%50) Alen (%100)

2025 Share in Combined Revenue: %72
2025 Share in Combined EBITDA: %97



Construction

Alsim (%100)

2025 Share in Combined Revenue : %7
2025 Share in Combined EBITDA : %-



Land Development

Alarko GYO (%51)

2025 Share in Combined Revenue : %0
2025 Share in Combined EBITDA : %2



Industry & Trade

Alarko Carrier (%7)

2025 Share in Combined Revenue : %12
2025 Share in Combined EBITDA : %1



Tourism

ATTAS (%100)

2025 Share in Combined Revenue : %5
2025 Share in Combined EBITDA : %3



Investment

ALYAT (%100)
ALSER (%100)



Agriculture

Alarko Tarım (%100)

2025 Share in Combined Revenue : %3
2025 Share in Combined EBITDA : %-

Current Operations

Power

Access to full potential via Generation & Distribution...

Generation

- Total of 1,539 MW installed capacity, implying 3% of Turkey's installed capacity
- Power Plants;
 - 2 Hydro (86 MW - %100 Ownership)
 - 1 Solar (51 MW - %50 Ownership)
 - 1 Imported Coal Power Plant (1,320 MW - %50 Ownership)
- Diversified portfolio with renewable sources, which accounts 10% of total capacity
- Constructed first "ultra super critical imported coal power plant" in Turkey and within the region



Current Operations

Power

Focused on serving the entire energy sector...

Distribution & Retail

- Took over Meram through privatization in 2009 by paying 440 mn USD (License Expiry: August 2036)
- Covers 6 provinces- 10% of Turkey's total area
- Reaching close to 2,4 mn electricity subscribers every day
- Recognized as the leader distribution company with the highest "Customer Satisfaction" score
- 37 bn TL Regulatory Asset Base (RAB) in Q1 2026



Current Operations

Land Development

Accumulated experience of over 50 years...

- First listed REIT in the stock exchange
- Negotiates the contracts with landowners on a revenue or profit-sharing basis
- Seeks hotels and resorts with high potential
- Sustainable rental revenue of c. 10 mn USD per year
- Q1 2026 Portfolio value of 19.0 bn TL (427 mn USD)



Current Operations

Tourism

Dedicated to making people feel good...

- Operates city club and hotels in Turkey, under the brand “Hillside”
- Hillside beach club – introduced the leisure concept in Turkey with 330 rooms & 781 bed capacity
 - Occupancy rate of 76% in 2025
 - Repeat guest rate of 78%
- Target to grow in leisure sector, leveraging Hillside’s brand



Current Operations

Industry & Trade

Raises the bar in the industry with a perfectionist approach...

- Formed an Equal- share partnership with Carrier in 1998 (%42 each)
- Fields of business include heating, cooling, ventilation, and water pressurization
- Extensive and strong sales and service network in Turkey with 268 dealers and 289 after-sales service centers
- Exports more than 51 countries with making 19% of revenue



Current Operations

Construction

The power that transforms into the future...

- Expertise covers airports, rail systems, infrastructure works, industrial facilities, business centers, hotels, and hospitals
- Aims to be the first choice in international projects by leveraging its know-how and quality in service and production
- Quest for new markets extend to Stan Countries & Romania



Current Operations

Agriculture 360 Degree Value Creation...

- Alarko Holding, as of 2023, has designated “Agriculture” as a strategic and priority sector
- Alarko Tarım conducts its operations under 4 segments: Greenhouses, Fertilizers, Seeds, and Food Processing
- Aiming to be in the top 3 in the world in capacity by 2028
- Use of geothermal in greenhouses in Türkiye
- Expansion of greenhouse operations in Kazakhstan
- Being active in value-added areas of fertilizer activities: Micro granule, Organomineral fertilizer production
- Development of seeds for both Alarko and the market
- B2B Dried food production

Continuous
Production

High
Technology
and High
Efficiency

Healthy &
Sustainable
Agriculture

Use of
Natural
Resources

Increase in
Employment
and Export



Current Operations

Investment

Public Equity	Private Equity	Venture Capital
<ul style="list-style-type: none">- Founded in 2023, Public Equity strategy focuses on investing Türkiye’s capital markets with a global expansion vision:- Medium- to long-term ownership perspective- Sector-agnostic investment selection, seeking opportunities across diverse industries- Independence from traditional indices, prioritizing financial performance aligned with global investor expectations	<ul style="list-style-type: none">- Private Equity strategy focuses on direct investments, private equity funds, and co-investment funds to build a balanced portfolio aligned with global trends and risk-adjusted returns:- Direct investments in high-performing, durable businesses- Fund investments in growth equity and secondary funds- Co-investments for access to larger transactions and portfolio diversification	<ul style="list-style-type: none">- Venture Capital strategy underscores Alarko Capital’s dedication to fostering innovation and supporting emerging technologies- Investments are made in both early-stage technology startups and VC funds:- Direct investments in startups led by visionary entrepreneurs- Fund investments for broader venture access- Scalable, tech-enabled business models- US market focus with global opportunistic investments

(1) As of 31 December 2025





STRATEGY

Absolute Value Creation through the Proper Use of Capital

Increase in the Value of Existing Operations

Preservation of Defensive Companies' Assets
Supporting Cash-Generating Companies

01

 **ALARKO**

02

Balanced Portfolio and New Investments for Sustainable Growth

Planned Growth in New Investment Areas
Optimal Support for New Investments through the Correct Use of the Balance Sheet and Cash

Ensuring the Continuity and Distribution of Value Creation

Profit Distribution Policy
Employee Stock Ownership Plan

03

Growth Opportunities

Organic & Inorganic Growth...



Power

Portfolio Development
Plans
BESS Investments



Land Development

Leisure Focused Investments
Leveraging Hillside Brand via
New Acq.



Industry & Trade

Water Pressurization
System, Water Pump, and
Broiler Investments



Agriculture

Overseas Greenhouse
Investments
Fertilizer Investments



Investment

Consistent Portfolio
Investments



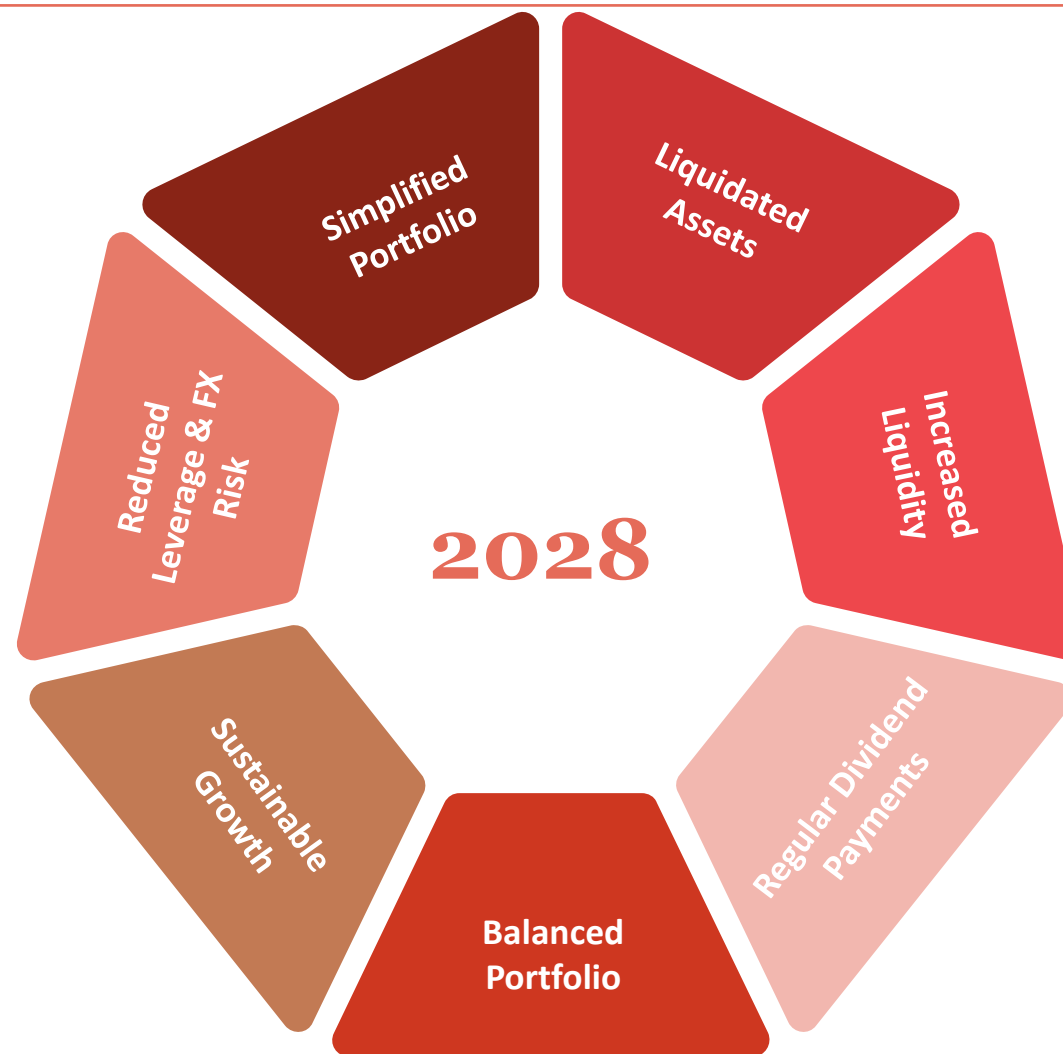
Aviation

Transformation Project



In 2028

The goal is for the Holding to become a portfolio management center and to increase its value to 4 bn USD




In 2028



Existing Operations

%60



New Business Lines

%30



Alarko Investment

%10

Land Portfolio

Assets that will uncover...

Alarko Holding Land Portfolio (TL mn) – 31.12.2025

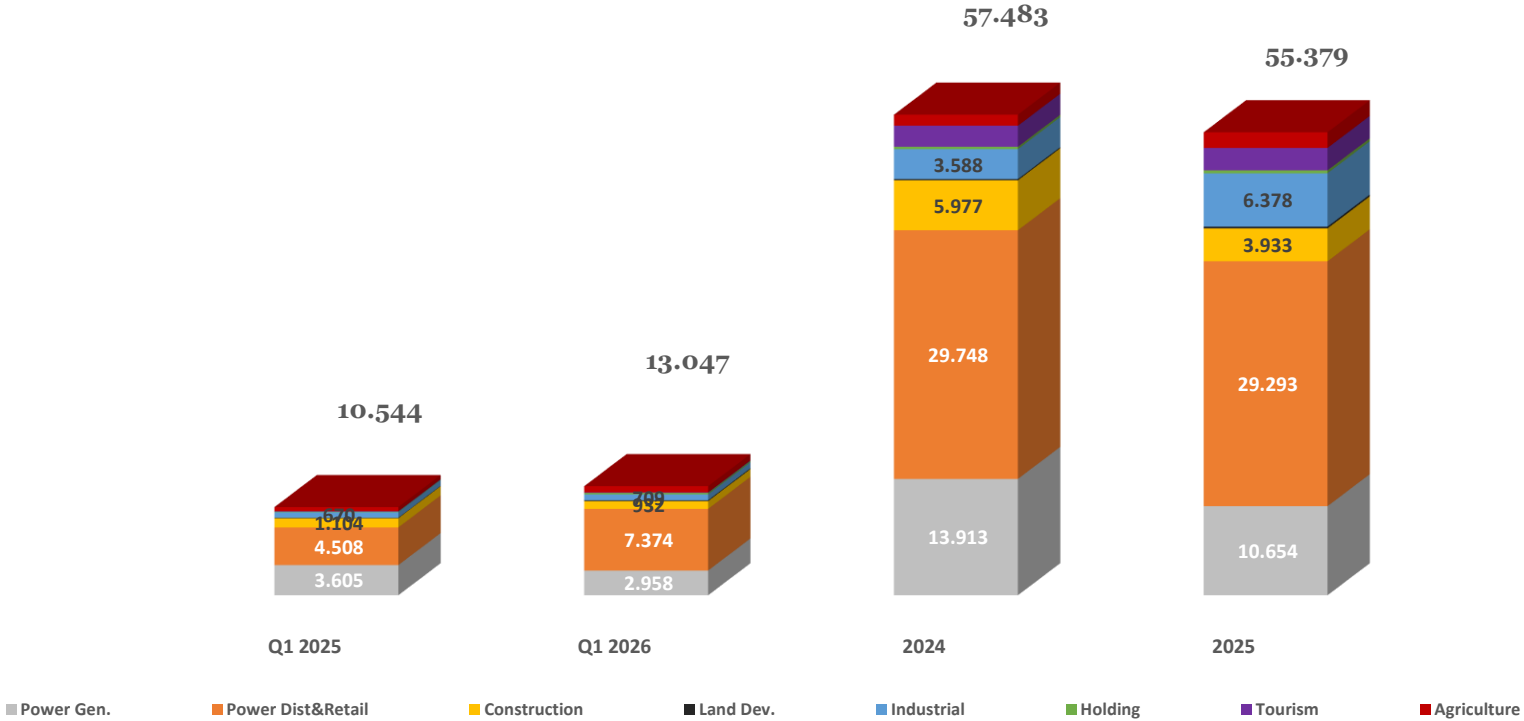
	Düz Defter Değeri	Ekspertiz Değeri
Investment Properties		
Land – Antalya	-	431,8
Land- Sarıyer – İstanbul	-	1,046.8
Offices- İstanbul	-	34.3
Land- Büyükçekmece – İstanbul	-	11,6
Office- Adana	-	12,6
Toplam	-	1.527,1
Inventory		
Land - Büyükçekmece – İstanbul	-	1,266.1
	193,1	2.744,7
Land - Sarıyer – İstanbul		
Total	193,1	4.010,8
Grand Total	Grand Total	5.537,9



FINANCIALS

Combined Financial Results

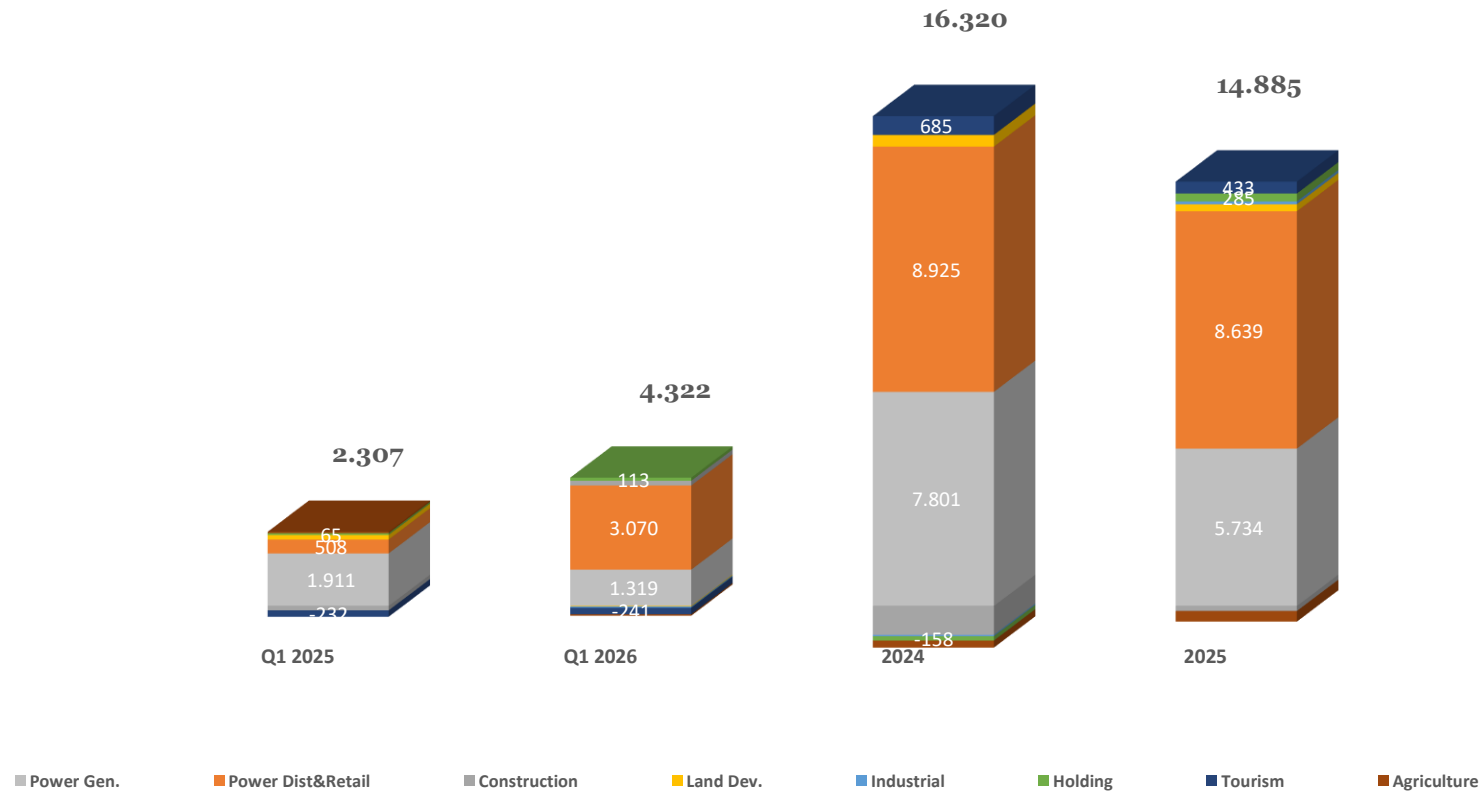
Combined Revenue (TL mn)*



*The figures represent the combined figures with considering Alarko's stake in JV's after eliminations, TAS-29 Applied
 * All figures are carried to current period*

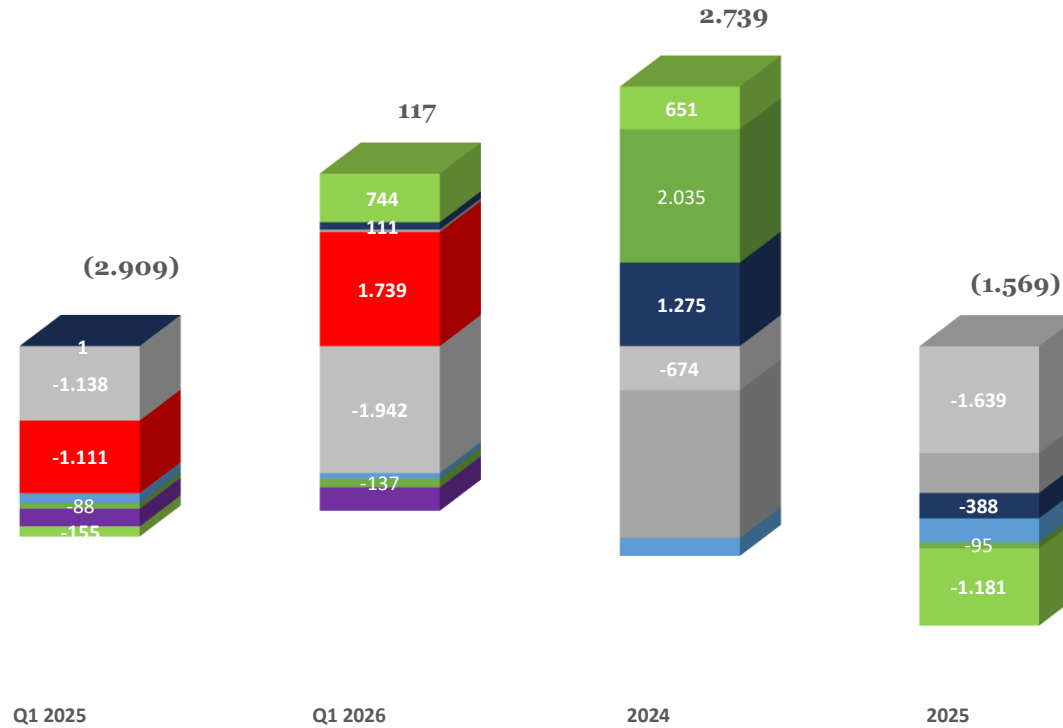
Combined Financial Results

Combined EBITDA (TL mn)*



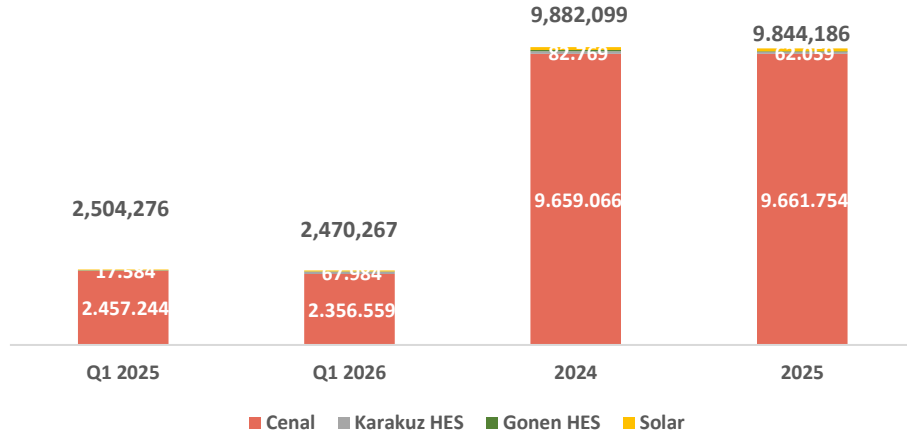
Combined Financial Results

Combined Net Profit (TL mn)*

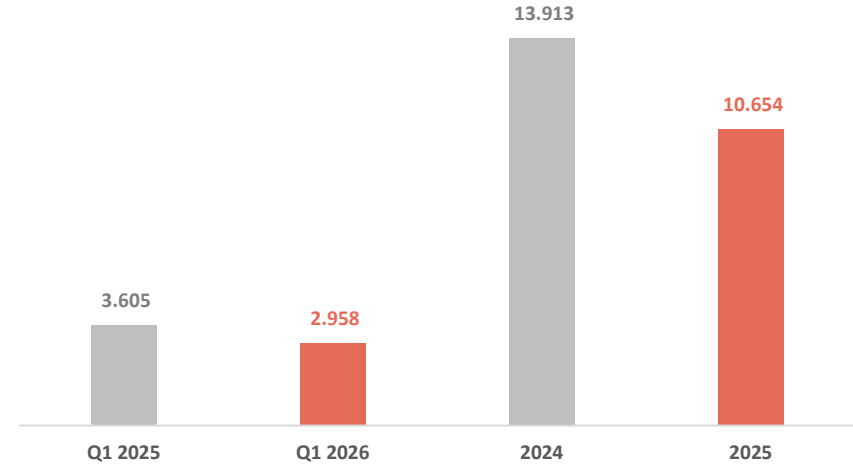


Power Generation Operations in the Quarter

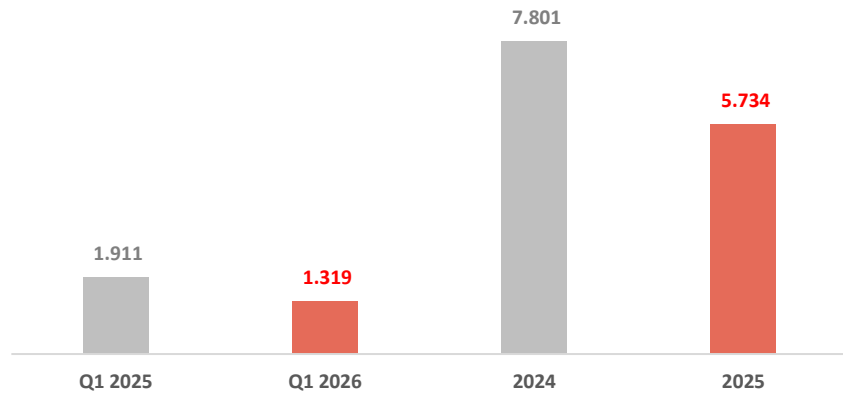
Net Power Generation (KWh)*



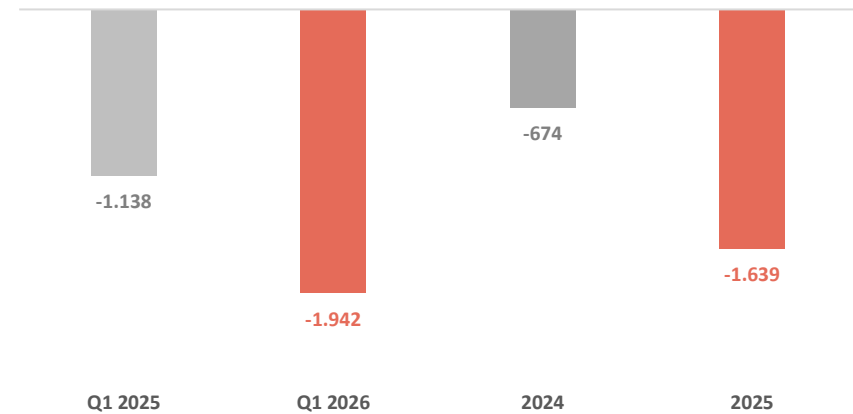
Revenue (TL mn)*



EBITDA (TL mn)*

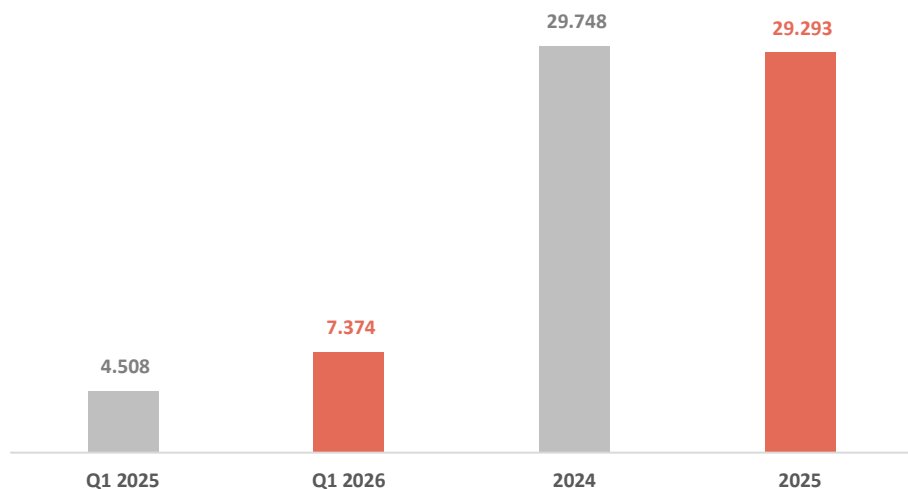


Net Profit (TL mn)*

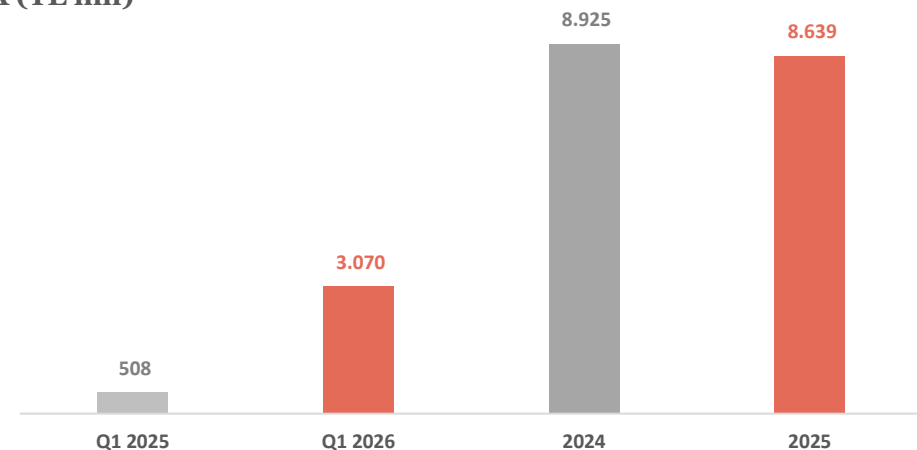


Power Distribution & Retail Operations in the Quarter

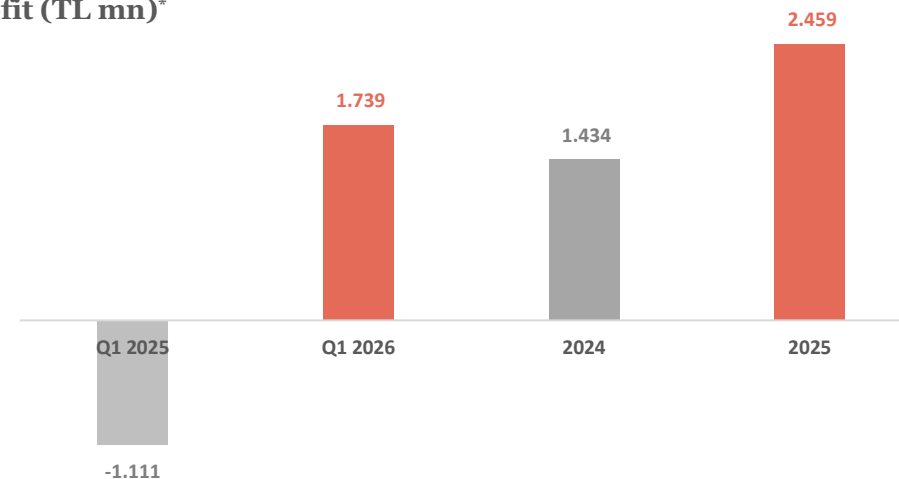
Revenue (TL mn)*



EBITDA (TL mn)*

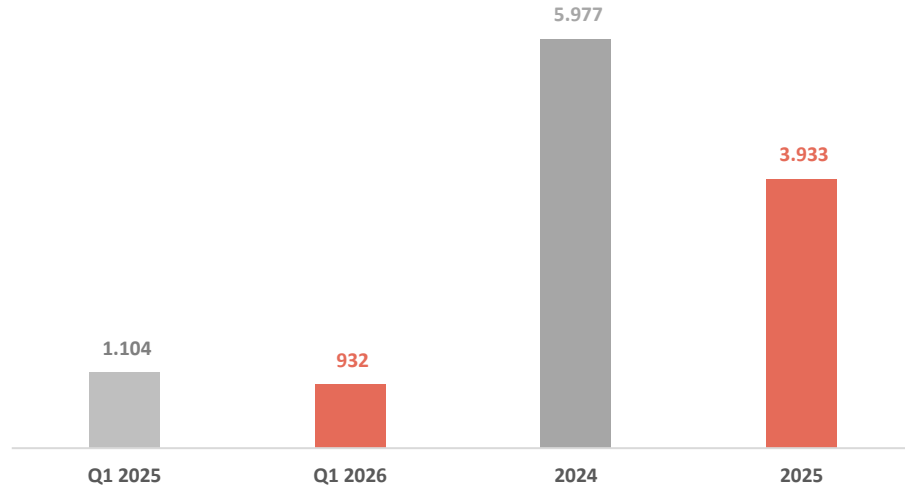


Net Profit (TL mn)*

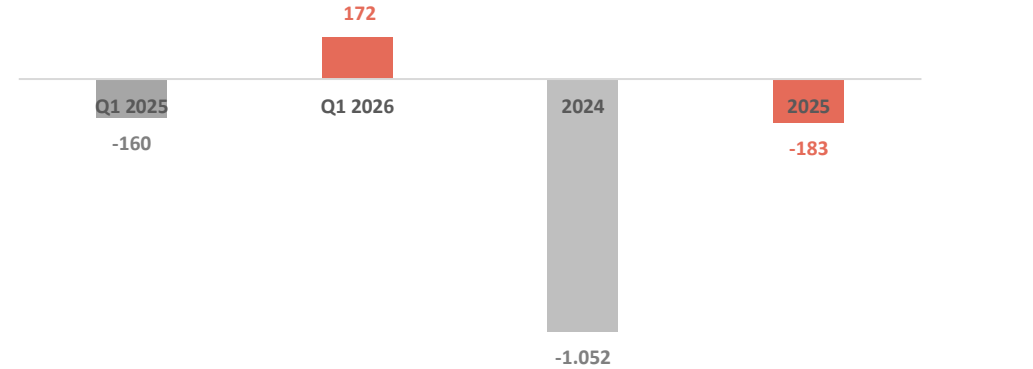


Construction Operations in the Quarter

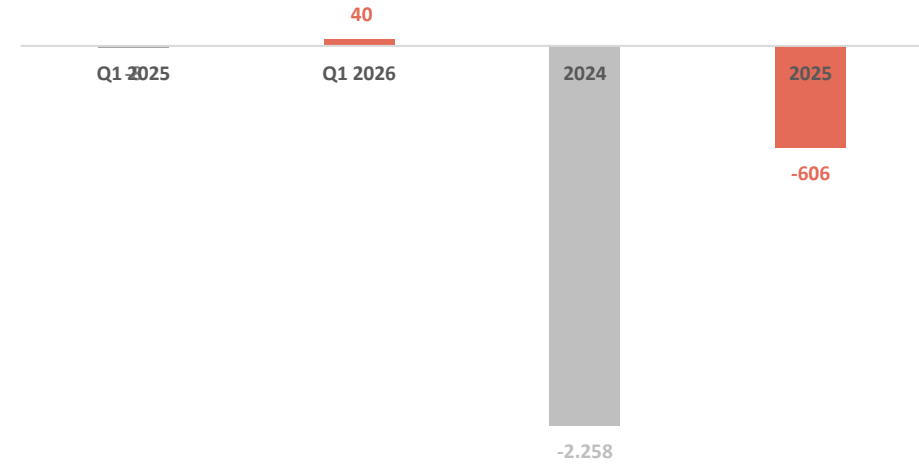
Revenue (TL mn)*



EBITDA (TL mn)*

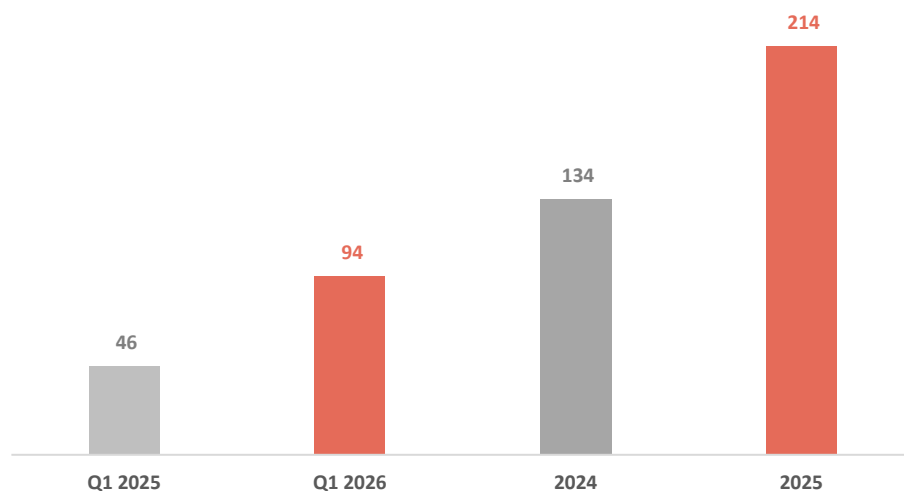


Net Profit (TL mn)*

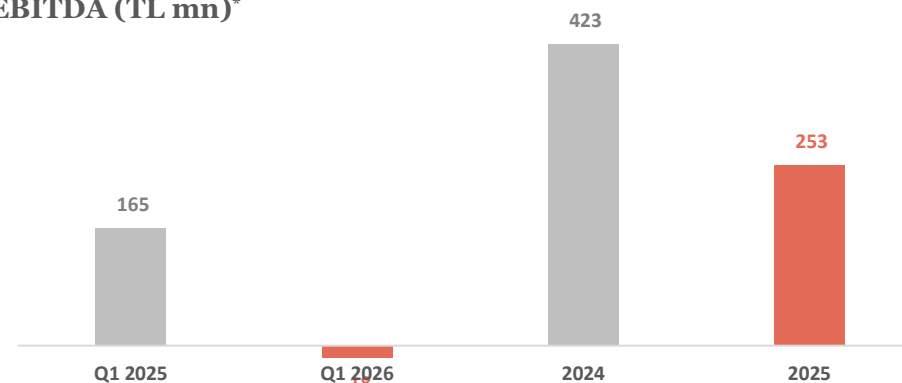


Land Development Operations in the Quarter

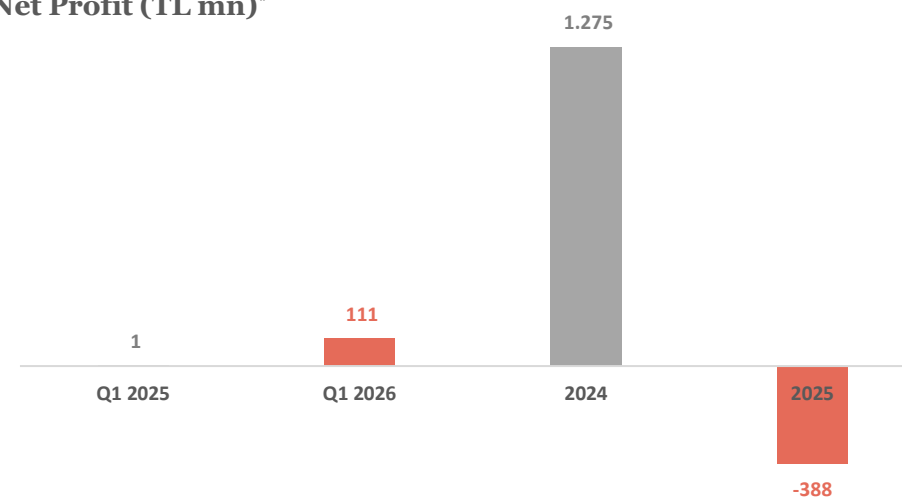
Revenue (TL mn)*



EBITDA (TL mn)*

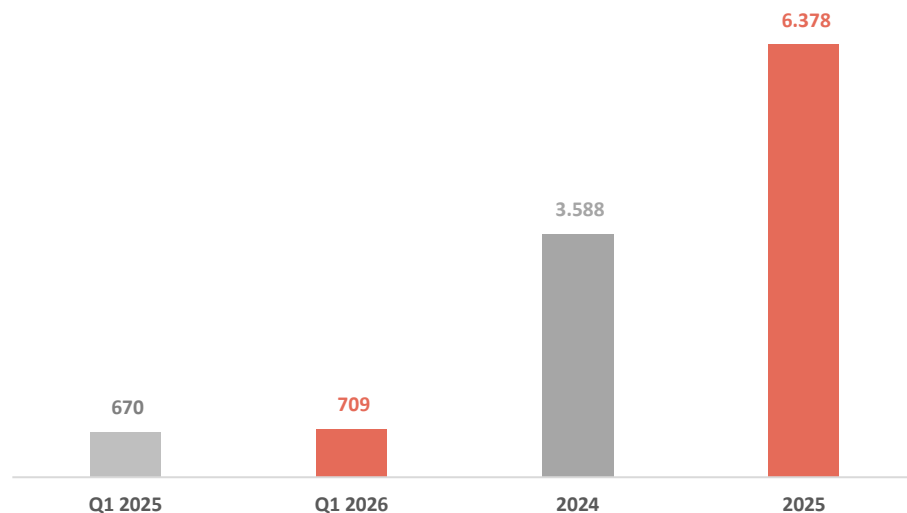


Net Profit (TL mn)*

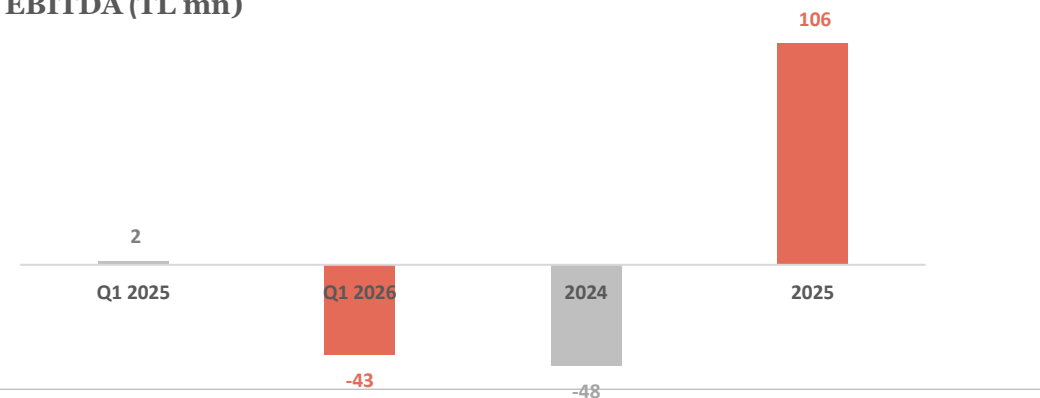


Industry Operations in the Quarter

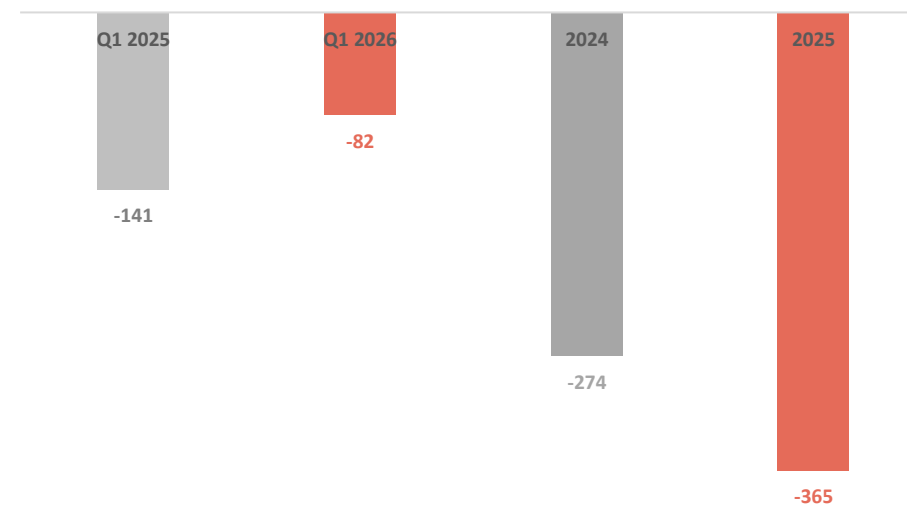
Revenue (TL mn)*



EBITDA (TL mn)*

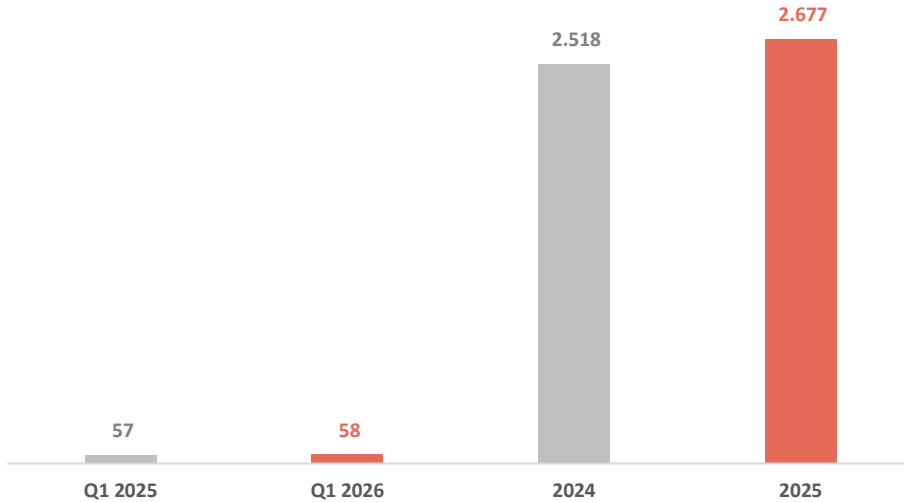


Net Profit (TL mn)*

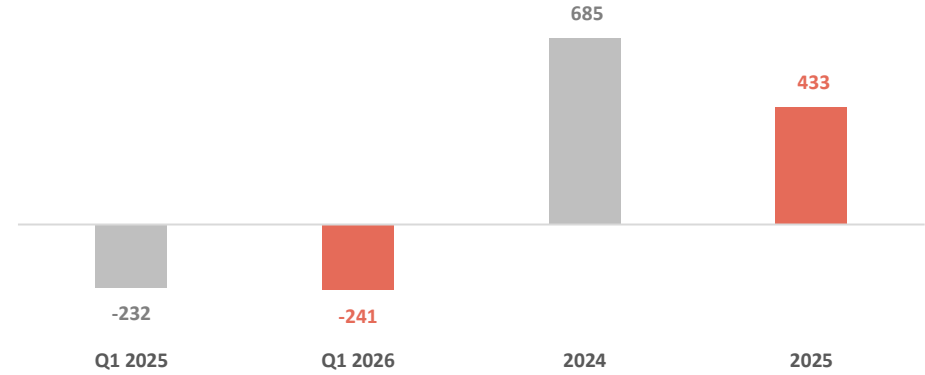


Tourism Operations in the Quarter

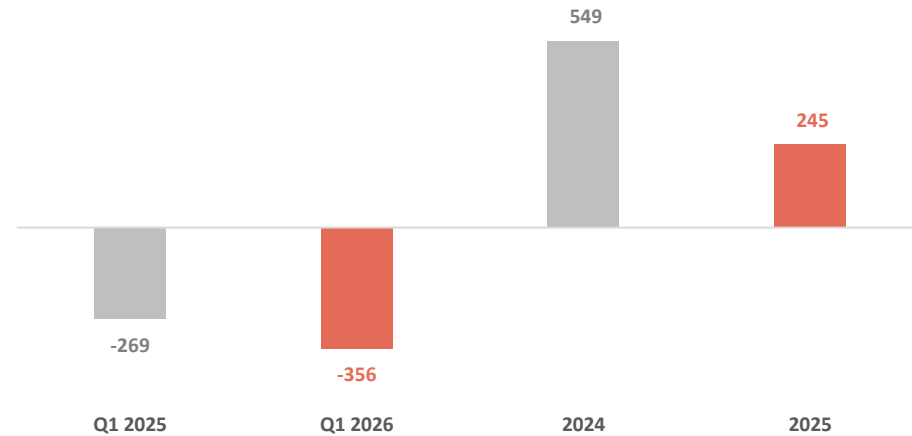
Revenue (TL mn)*



EBITDA (TL mn)*

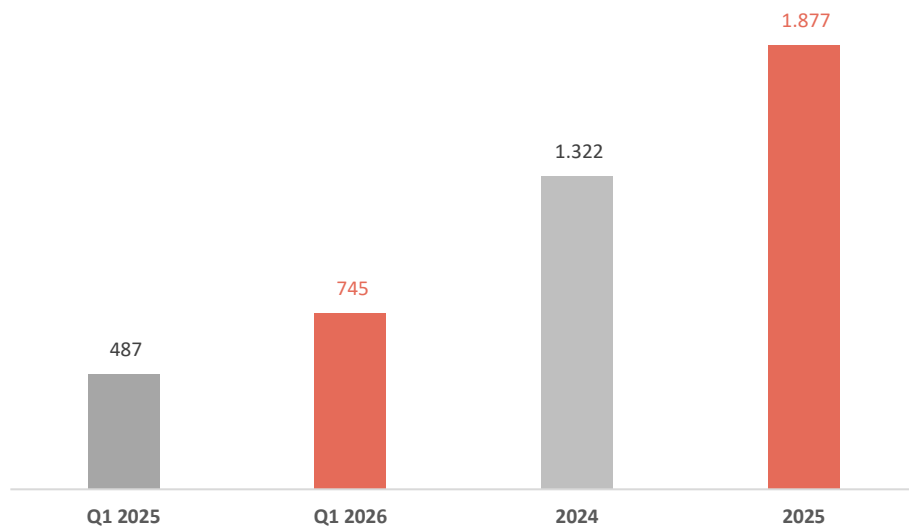


Net Profit (TL mn)*

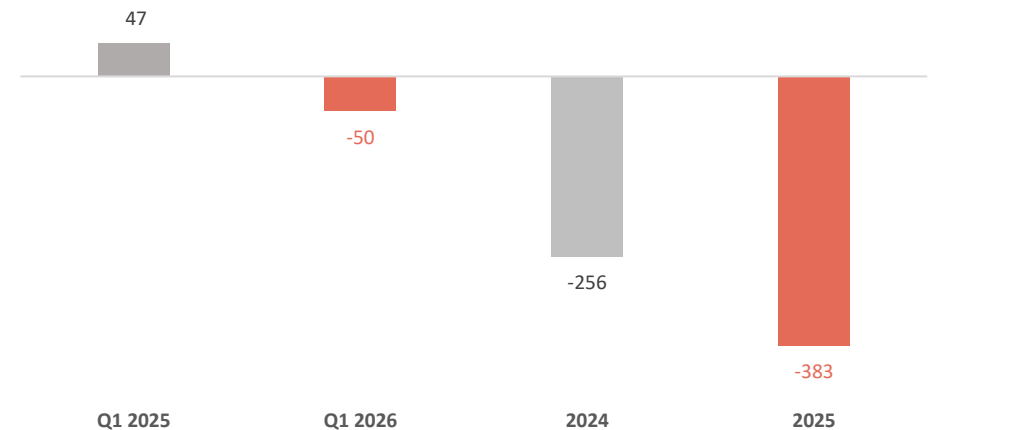


Agriculture Operations in the Quarter

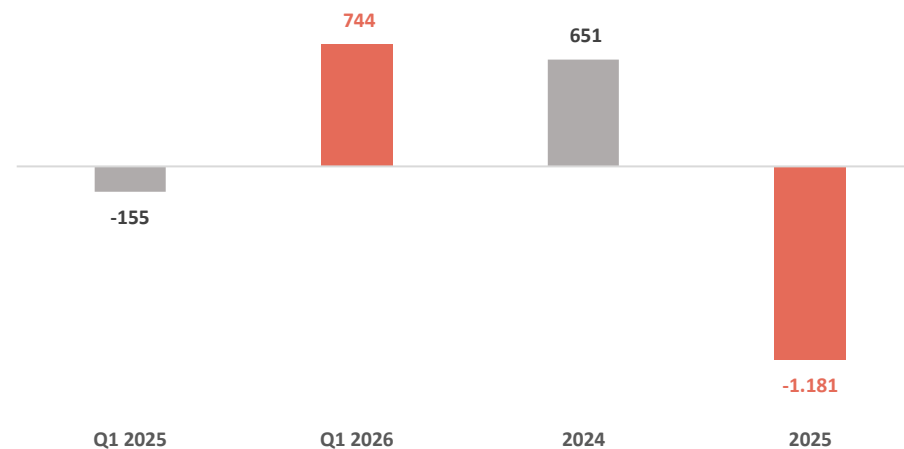
Revenue (TL mn)



EBITDA (TL mn)*



Net Profit (TL mn)*



Combined & Consolidated Financial Results...

	Combined P&L (TL mn)*		
	Q1 2026	Q1 2025	Change
Revenue	13,047	10,544	24%
EBITDA	4,322	2,307	87%
EBITDA Margin	33%	22%	
Net Profit	117	(2,909)	

The figures represent the combined figures with considering Alarko's stake in JV's after eliminations, TAS-29 Applied
 * All figures are carried to current period

	Consolidated P&L (TL mn)**		
(TL mn)	Q1 2026	Q1 2025	Change
Revenue	2,073	1,641	26%
EBITDA	167	177	(6%)
EBITDA Margin	8%	11%	
Net Profit	117	(2,909)	-

The figures represent the combined figures with considering Alarko's stake in JV's after eliminations, TAS-29 Applied
 * All figures are carried to current period

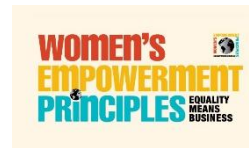
Sustainability at Alarko & Responsible Communications Policy

Across all our Group companies, we are committed to building resilient and future-proof business models, guided by the principle of generating long-term environmental and social value in both our operations and new investments. Our purpose is

- to create human- and purpose-centric, sustainable values that endure over time, serving both society and the future of our planet
- In all our national and global endeavors, we strive to transform our expertise into lasting contributions and to create a tangible impact on lives across the world—without ever compromising our people-centric approach and by nurturing every partnership along the way
- Scan the QR code to explore our Sustainability Report.



United Nations
Global Compact



Alarko Group of Companies
has become the first Conglomerate in
Turkey to publish a Responsible
Communications Policy



Responsible Communications Policy

- Creating positive value lies at the core of our business model.
- We value people and embrace a culture free from discrimination.
- Integrity and accountability stand at the top of our priorities.
- We generously share our expertise.
- In our brand communications, we manage and enhance environmental and social impacts.
- We are committed to creating meaningful value for society.
- We empower our employees
- We are attentive and deliberate in the language and messages we communicate..
- We believe in the transformative power of communication.
- We value the expectations of our stakeholders.
- We are committed to openly communicating our sustainability performance to our stakeholders
- **We refrain from any form of greenwashing.**

Our Responsible Communication Policy is available [here](#)..

Sustainability Focus Areas at Alarko

Through a circular economy approach, sustainable business models, and renewable energy investments, we move toward a shared future with nature, redefining value along our impact journey.

By nurturing capabilities, we are reshaping the meaning of value, achieving sustainable success on a human-focused path of impact.

With a strong focus on creating value for the communities in which we operate, we champion inclusive and sustainable development while striving to elevate prosperity and well-being.

Grounded in a long-standing corporate culture, we uphold transparency and accountability, and reinforce sustainable futures through proactive risk management.

We are committed to digitalizing our business processes, embedding technology across all sectors of operation, and investing in sustainable technologies—thereby amplifying and extending our impact.



Sustainability Index Outperformance

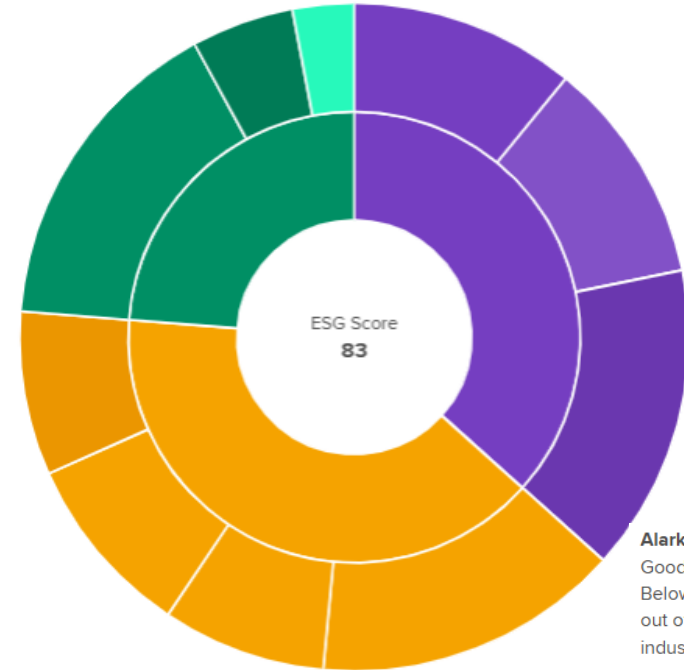


Alarko Holding AS

ESG score: **83/100**

Based on Alarko Holding AS's self-reported FY 2023 data

Environment ⓘ	75
Emissions	70
Resource Use	61
Innovation	88
Social ⓘ	89
Human Rights	88
Product Responsibility	87
Workforce	85
Community	99
Governance ⓘ	84
Management	89
Shareholders	99
CSR Strategy	36



Alarko Holding AS is a Consumer Goods Conglomerates company. Below is the rank of this company out of all the companies in its industry. Get the most comprehensive, detailed, and up to date sector and industry classification available with the [TRBC Sector Classification](#)

4/72

Out of Consumer Goods Conglomerates Companies.

Source: [ESG Scores](#) | [Data Analytics](#)

Disclaimer

Alarko Holding A.S. (the “Company”) has prepared this presentation (the “Presentation”) in order to provide investors with general information about the Company. The contents of this Presentation is based on public information and on data provided by the Company’s management. Neither the Company nor any of its directors, managers or employees nor any other person shall have any liability whatsoever for any loss arising from use of this presentation.

This Presentation does not constitute an offer or invitation to purchase the securities of the Company. Investors and prospective investors interested in the securities of the Company are required to conduct their own independent investigations and appraisal of the business, financial condition of the Company and the nature of its securities. Except for the historical information contained herein, the statements made in this Presentation with respect to the Company’s plans, strategies, beliefs and other prospective matters are forward-looking statements that involve risk and uncertainty that are not under the Company’s control which may cause actual results to differ materially from those anticipated.

Except where otherwise indicated, this Presentation speaks as of the date hereof. We undertake no duty to update or revise any forward-looking statements, whether as a result of new information, future events or otherwise.